

OneLogin - Sync Manager with Users

Version 2

Published 8/12/2021 09:21 PM by [Emma-Rose Stuart](#) Last updated 8/17/2021 03:20 PM by [Emma-Rose Stuart](#)

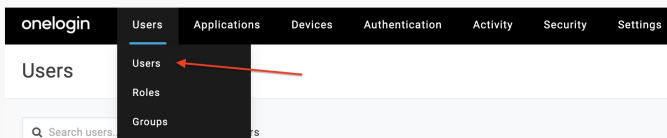
OneLogin provides the ability to sync Managers with Users added in SCIM provisioning.

Table of Contents

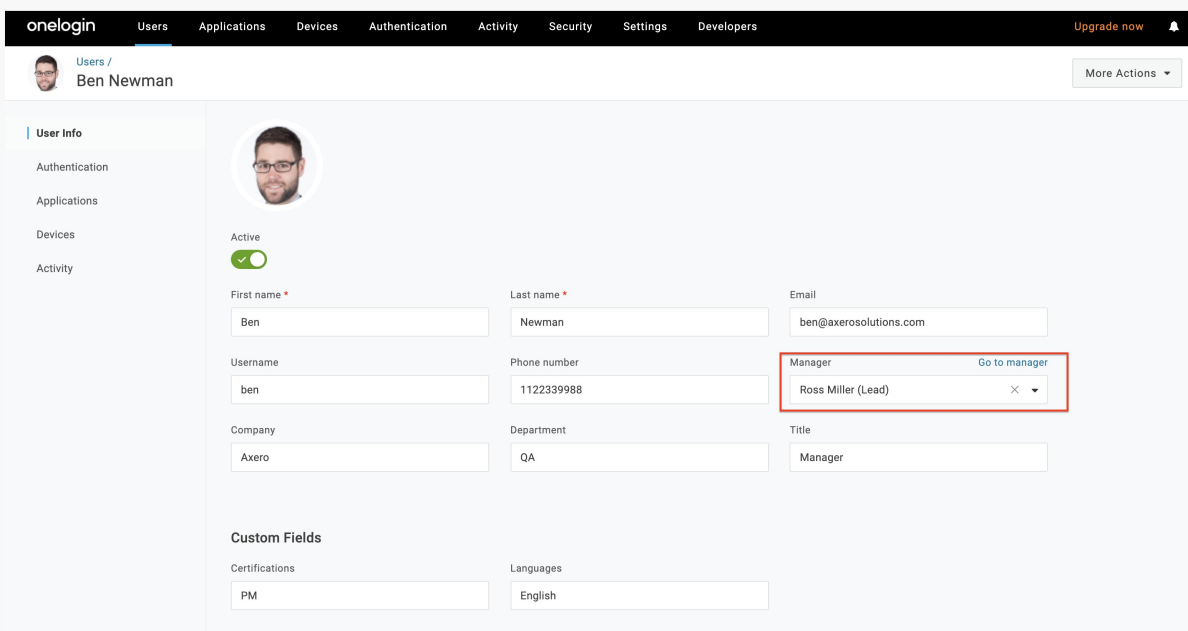
- [Add Manager ID to users](#)
- [Manager display in Communifire](#)
- [Scenarios](#)
- [Display user information](#)

Add Manager ID to users in OneLogin

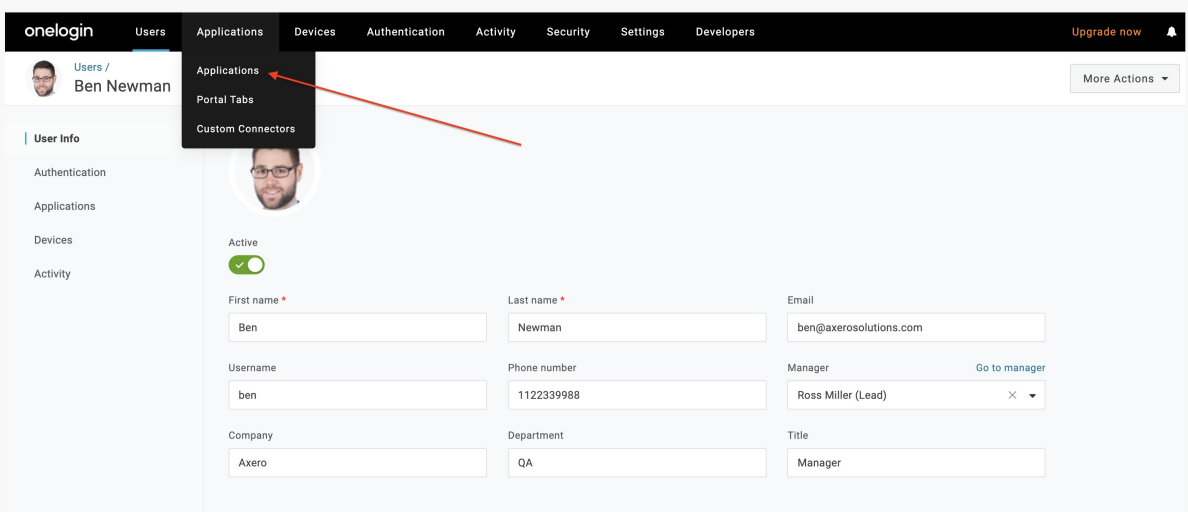
1. Click to Users - Users



2. Click username from user's list. Add the Manager name in the Manager field

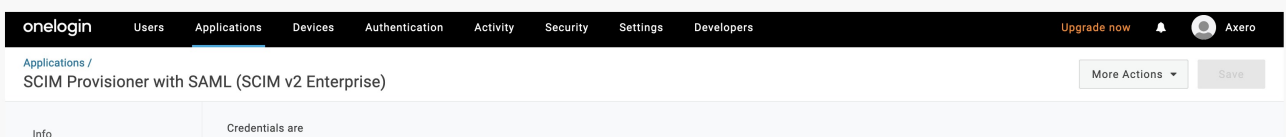


3. Click Applications - Applications



4. Select the application on the next screen.

5. Click Parameters - + icon



Configuration

Parameters

Rules

SSO

Access

Provisioning

Users

Privileges

Configured by admin

Configured by admins and shared by all users (no provisioning)

SCIM Provisioner with SAML (SCIM v2 Enterprise) Field	Value
Certifications	Certifications (Custom) custom parameter
Company	Company custom parameter
Department	Department
Groups	--No transform-- (Single value output)

6. Type **managerid** and check **Include in SAML assertion**, **Include in User Provisioning**. Click **Save**

onelogin

Users

Applications

Devices

Authentication

Activity

Security

Settings

Developers

Upgrade now

Axero

Applications /

SCIM Provisioner with SAML (SCIM v2 Enterprise)

Info

Configuration

Parameters

Rules

SSO

Access

Provisioning

Users

Privileges

Configured by admin

Configured by admins and shared by all users (no provisioning)

SCIM Provisioner with SAML (SCIM v2 Enterprise)

Certifications

Company

Department

Groups

Languages

More Actions

Save

New Field

Field name

managerid

This is the name of the field in the application's API

Flags

Include in SAML assertion

Include in User Provisioning

Multi-value parameter

Cancel

Save

7. For **Value** select **ManagerID**. Click **Save**

Edit Field managerID

Name

managerID

Value

ManagerID

Q

Manager Username

Manager Userprincipalname

ManagerID

MemberOf

OneLogin ID

8. Add a new parameter field. Repeat step 5. For Field name type **managerUserName**, and check **Include in SAML assertion**, **Include in User Provisioning**. Click **Save**

onelogin

Users

Applications

Devices

Authentication

Activity

Security

Settings

Developers

Upgrade now

Axero

Applications /

SCIM Provisioner with SAML (SCIM v2 Enterprise)

Info

Configuration

Parameters

Rules

SSO

Access

Provisioning

Users

Privileges

Configured by admin

Configured by admins and shared by all users (no provisioning)

SCIM Provisioner with SAML (SCIM v2 Enterprise)

Certifications

Company

Department

Groups

Languages

More Actions

Save

New Field

Field name

managerUserName

This is the name of the field in the application's API

Flags

Include in SAML assertion

Include in User Provisioning

Multi-value parameter

Cancel

Save

9. For **Value** select **Manager Username**. Click **Save**

Edit Field managerUserName

Name
managerUserName

Value
Manager Username

Q

Manager Samaccountname

Manager Username

Manager Userprincipalname

ManagerID

MemberOf

10. Select **More Actions**, click **Sync logins**, and **Reapply entitlement mappings**

onelogin Users Applications Devices Authentication Activity Security Settings Developers Upgrade now Axero

Applications / SCIM Provisioner with SAML (SCIM v2 Enterprise)

More Actions Save

Vendor Homepage

Sync logins

Reapply entitlement mappings

SAML Metadata

Delete

Info

Configuration

Parameters

Rules

SSO

SCIM Provisioner with SAML (SCIM v2 Enterprise) Field	Value
Certifications	Certifications (Custom)
Company	Company
Department	Department

11. Click **Users**

onelogin Users Applications Devices Authentication Activity Security Settings Developers Upgrade now Axero

Applications / SCIM Provisioner with SAML (SCIM v2 Enterprise)

More Actions Save

Info

Configuration

Parameters

Rules

SSO

Access

Provisioning

Users

Privileges

Credentials are

☒ Configured by admin

☐ Configured by admins and shared by all users (no provisioning)

SCIM Provisioner with SAML (SCIM v2 Enterprise) Field	Value	
Certifications	Certifications (Custom)	custom parameter
Company	Company	custom parameter
Department	Department	
Groups	--No transform-- (Single value output)	
Languages	Languages (Custom)	custom parameter

12. Click **Pending**

onelogin Users Applications Devices Authentication Activity Security Settings Developers Upgrade now Axero

Applications / SCIM Provisioner with SAML (SCIM v2 Enterprise)

More Actions Save

Info

Configuration

Parameters

Rules

SSO

Access

Provisioning

Users

Privileges

Search All roles All groups Any status Apply to all

User	Provisioning State	Notes
Emily Stevens	Pending	
Harry Jules	Pending	
Mark Reading	Pending	
Ross Miller	Pending	
Ryan Rosenberg	Pending	
Steven Waugh	Pending	
Stuart Milne	Pending	
Tim Paine	Pending	

13. Click **Bulk approve pending logins for the same app**

Update Emily Stevens in Dev SCIM

User	Emily Stevens
Company	Axero (mapped from user)

Surname	Stevens (mapped from user)
givenName	Emily (mapped from user)
Certifications	MBA (mapped from user)
Languages	English (mapped from user)
managerID	144175700 (mapped from user)
managerUserName	tim (mapped from user)
Bulk approve 7 pending logins for the same app	

Close Skip Approve

14. Refresh the OneLogin browser page. The users should now show as *Provisioned*

onelogin Users Applications Devices Authentication Activity Security Settings Developers Upgrade now

Applications / SCIM Provisioner with SAML (SCIM v2 Enterprise) More Actions Save

Info Configuration Parameters Rules SSO Access Provisioning Users Privileges

Search All roles All groups Any status Apply to all

User	Provisioning State	Notes
Emily Stevens	Provisioned	
Harry Jules	Provisioned	
Mark Reading	Provisioned	
Ross Miller	Provisioned	
Ryan Rosenberg	Provisioned	
Steven Waugh	Provisioned	
Stuart Milne	Provisioned	
Tim Paine	Provisioned	

Showing 1-8 of 8 users

Manager display in Communifire

Login to Communifire as an *Admin*. Click the *Gear* icon - Manage People - Click a user name to expand that profile.

Ben Newman
Manager - QA

Connect in Teams Recognize Connect Message

Profile Activity Stream Relationships Recognition Spaces Content Articles Blogs Cases

Work and Contact Information

Company
Axero

Department
QA

Occupation
Manager

Languages
English

Certifications
PM

Email
ben@axerosolutions.com

Phone
1122339988

Direct reports

Ryan Rosenberg
Vice President - Development

Recognition Received

Photographer
Upload 10 photos to win this award.

Communicator
This badge is awarded to those who communicate well with their coworkers.

Scenarios

NOTE: When users are synced and provisioned, user profiles will display. There are two possible scenarios

The manager is provisioned first

Example: User A is the manager of User B. User A is provisioned first in the community. Now when User B is provisioned in the community, User A will be listed as the manager in his profile.

Direct report user is provisioned first

Example: User A reports to User B. User A is provisioned first in the community. The profile page will not list User B as the manager unless User B is also provisioned. When User B is provisioned User A's profile will display User B as the manager.

Display user information

To display user information in Communifire, configure user profile page using [User Profile Fields](#)

