





# How to Create App ID

Version 2

Published 8/12/2019 12:49 PM by [Sunny Drall](#) Last updated 8/12/2019 12:53 PM by [Sunny Drall](#)

## Certificates, Identifiers & Profiles

Certificates Identifiers   App IDs  App IDs 


NAME	IDENTIFIER	PLATFORM
		iOS
		iOS
		iOS
		iOS

## Certificates, Identifiers & Profiles

[< All Identifiers](#)

### Register a New Identifier

Continue

- App IDs**   
Register an App ID to enable your app to access available services and identify your app in a provisioning profile. You can enable app services when you create an App ID or modify these settings later.
- Services IDs**  
For each website that uses Sign In with Apple, register a services identifier (Services ID), configure your domain and return URL, and create an associated private key.
- Pass Type IDs**  
Register a pass type identifier (Pass Type ID) for each kind of pass you create (i.e. gift cards). Registering your Pass Type IDs lets you generate Apple-issued certificates which are used to digitally sign and send updates to your passes, and allow your passes to be recognized by Wallet.
- Website Push IDs**  
Register a Website Push Identifier (Website Push ID). Registering your Website Push IDs lets you generate Apple-issued certificates which are used to digitally sign and send push notifications from your website to macOS.

## Certificates, Identifiers & Profiles

[< All Identifiers](#)

### Register an App ID

Back

Continue

Platform  
 iOS, tvOS, watchOS  macOS

Description

This is a demo App ID

You cannot use special characters such as @, &, \*, ', "

App ID Prefix  
Z5ZA8RGTF2 (Team ID)

Bundle ID  Explicit  Wildcard

com.domain.appname

We recommend using a reverse-domain name style string (i.e., com.domainname.appname). It cannot contain an asterisk (\*).

Capabilities

ENABLED NAME

 Access WiFi Information

Scroll down and select

- Associated Domains
- iCloud (Include CloudKit support (requires Xcode 6))
- Push Notifications

## Register an App ID

Back


Continue

### Capabilities

ENABLED NAME

 Access WiFi Information

 App Groups


 Apple Pay Payment Processing

 Associated Domains

## Register an App ID

Back


Continue

 iCloud  
 Include CloudKit support (requires Xcode 6)  
 Compatible with Xcode 5


 In-App Purchase

 Inter-App Audio


 Low Latency HLS

 Mac (Supported only on: macOS)

Configure

 Multipath

 Network Extensions

 NFC Tag Reading

 Personal VPN

 Push Notifications

 Sign In with Apple

Configure

## Certificates, Identifiers & Profiles

[< All Identifiers](#)

### Confirm your App ID

Back

Register

**Platform**  
iOS, tvOS, watchOS

**Description**  
This is a demo App ID

**App ID Prefix**  
Z5ZA8RGTF2 (Team ID)

**Bundle ID**  
com.domain.appname (explicit)



**Capabilities**

ENABLED    NAME

*NOTE: You may have to select a different Bundle ID if that is not available, because it is unique identifier for your application.*