

How to Create iCloud Container


Version 3

Published 8/12/2019 12:33 PM by [Anonymous User](#) Last updated 4/14/2021 11:00 PM by [Grace Kamau](#)

Axero offers white label iOS and Android apps for clients wanting to enhance the experience for their users. This wiki provides instructions for how to create an iCloud container when setting up a white label iOS app.

Certificates, Identifiers & Profiles

Certificates

Identifiers 

App IDs

NAME	IDENTIFIER	PLATFORM
		iOS
		iOS
		iOS
		iOS
		iOS

Certificates, Identifiers & Profiles

[All Identifiers](#)

Register a New Identifier

Continue

☐ **App IDs**
Register an App ID to enable your app to access available services and identify your app in a provisioning profile. You can enable app services when you create an App ID or modify these settings later.

☐ **Services IDs**
For each website that uses Sign In with Apple, register a services identifier (Services ID), configure your domain and return URL, and create an associated private key.

☐ **Pass Type IDs**
Register a pass type identifier (Pass Type ID) for each kind of pass you create (i.e. gift cards). Registering your Pass Type IDs lets you generate Apple-issued certificates which are used to digitally sign and send updates to your passes, and allow your passes to be recognized by Wallet.

☐ **Website Push IDs**
Register a Website Push Identifier (Website Push ID). Registering your Website Push IDs lets you generate Apple-issued certificates which are used to digitally sign and send push notifications from your website to macOS.

☒ **iCloud Containers**
Registering your iCloud Container lets you use the iCloud Storage APIs to enable your apps to store data and documents in iCloud, keeping your apps up to date automatically.

☐ **App Groups**
Registering your App Group allows access to group containers that are shared among multiple related apps, and allows certain additional interprocess communication between the apps.

Enter your Bundle ID of your application followed by "iCloud."

Certificates, Identifiers & Profiles

[< All Identifiers](#)

Register an iCloud Container

[Back](#) [Continue](#)

Description

Demo iCloud Container

You cannot use special characters such as @, &, *, ' , "

Identifier

iCloud.com.domain1.appname

We recommend using a reverse-domain name style string (i.e., com.domainname.appname).

Certificates, Identifiers & Profiles

[< All Identifiers](#)

Register an iCloud Container

[Back](#) [Register](#)

Description

Demo iCloud Container

Identifier

iCloud.com.domain1.appname

Certificates, Identifiers & Profiles

Certificates

Identifiers +

[Q App IDs](#)

Identifiers

Devices

Profiles

Keys

More

IDENTIFIER

PLATFORM

iOS

iOS

iOS

iOS

iOS

iOS

iOS

iOS

iOS

iOS

iOS

iOS

iOS

This is a demo App ID

com.domain1.appname

iOS

iOS

iOS

iOS

iOS

iOS

iOS

iOS

iOS

iOS

iOS

iOS

iOS

iOS

iOS

iOS

iOS

iOS

Now, open your App ID and configure iCloud Container

Edit your App ID Configuration

[Remove](#) [Save](#)

☐



Fonts

☒



Game Center

☐



HealthKit

☐




HomeKit

☐



Hotspot

 iCloud

☒ Include CloudKit support (requires Xcode 6)
☐ Compatible with Xcode 5

Configure

Enabled iCloud Containers (0)

☒ In-App Purchase

iCloud Container Assignment

Select the iCloud you wish to assign to the bundle.

☐ Select All

1 of 5 item(s) selected

<input checked="" type="checkbox"/> Demo iCloud Container	iCloud.com.domain1.appname
<input type="checkbox"/>	
<input type="checkbox"/>	
<input type="checkbox"/>	
<input type="checkbox"/>	

Cancel

Continue

Edit your App ID Configuration

Remove

Save

☐ Protected Until First User Authentication


☐ Fonts

☒ Game Center

☐ HealthKit

☐ HomeKit

☐ Hotspot

 iCloud

☒ Include CloudKit support (requires Xcode 6)
☐ Compatible with Xcode 5

Edit

Enabled iCloud Containers (1)

Once you confirm, your existing provisioning profiles associated to this App ID will be invalid, so you will have to regenerate them.

Modify App Capabilities

Adding or removing any capabilities will invalidate any provisioning profiles that include this App ID and they must be regenerated for future use.

Cancel

Confirm

You can checkout [How to Create Distribution Provisioning Profile](#) to see how you can generate

distribution provisioning profile.